

6th & 7th Grades

Supplies List Categories

Category 1 Items
These are your "must-have" items. You cannot produce your product or event without these items.

Category 2 Items
These are your "really-should-have" items. These items would have a positive impact on your product or event.

You need at least 3 items in this category but less than 5 items.

TRADE BARRIERS

India

	Tariff	Quota	Embargo
Define			
Benefit			

ECONOMIC GROWTH

	India's Information
Literacy Rate	
Specialization	
Resources	

RESEARCH
Write any notes about your holiday tradition here.

CURRENCY
What is the name of the India's currency?

Kenya

KARAMU TEAST (KIVANU)
You'll need to include these in your product or event.

- 1 Decorations
- 2 Food/Drinks
- 3 Symbolism

HISTORY
What is the history of your holiday tradition?

Day Product Planning

Date: _____

Name: _____

DESCRIPTION
What makes the "perfect" item?
Detail Describe Detail and its significance
The Christmas Star symbolizing the "Star of Bethlehem"

DIRECTIONS
Click on the link to roll the dice. Move that many spaces on the gameboard using your game piece. Click on the number in the space to see the question.
[CLICK HERE TO ROLL THE DICE](http://toytheater.com/dice)
<http://toytheater.com/dice>

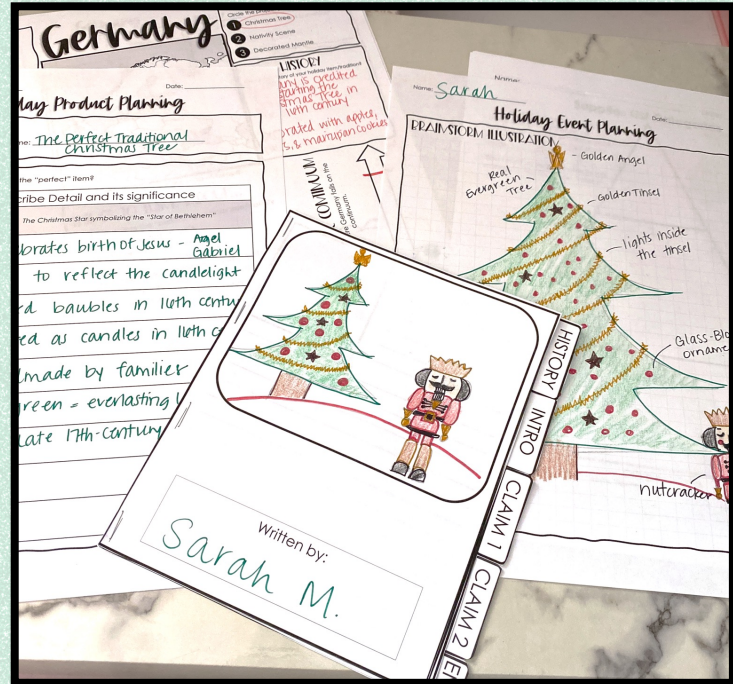
By Sarah Miller Tech

GSE Aligned

COMPLETE HOLIDAY PROJECT

What's Included

Teacher Guide
Sample Lesson Plan
Guided Research Activity
Project Planning Sheets
Supply List Planning
Expenses Report
Economics Game
Journal Entry
New Expenses Report
Illustration Activity
Rubrics
Persuasive Writing Planning Sheet
Persuasive Writing Tab Booklet



**FUN ECONOMICS &
WRITING**



Standards Covered

- ✓ Give examples of how voluntary trade benefits buyers and sellers
 - ✓ Specialization
 - ✓ Trade Barriers: tariff, quota, embargo
 - ✓ Exchanging Currencies
- ✓ Describe factors that influence economic growth
 - ✓ Investment in human capital and GDP per capita
 - ✓ Investment in capital goods and GDP per capita
- ✓ Analyze different economic systems
- ✓ ELAGSE7W1: Write arguments to support claims with clear reasoning and relevant evidence

TRADE BARRIERS

	Tariff	Quota	Embargo
Define	tax on imports	limit on imports	blocks all trade
Benefit	drives up price of imports & keeps local prices & local producers from competing with foreign goods	protects local producers	punish/raise awareness about a nation

CURRENCY

What is the name of Germany's currency?
The Euro

EXTRA NOTES

RESEARCH
Write any notes about your holiday item/tradition here.

Topper star of the Golden Angel

Traditional-Themed Christmas Tree:

- nutcrackers
- tinsel
- lights
- candies
- handmade paper flowers
- gingerbread ornaments
- fancy glass ornaments

CHRISTMAS PROJECTS
Circle the project your group will create:

- 1 Christmas Tree
- 2 Nativity Scene
- 3 Decorated Mantle

HISTORY
What is the history of your holiday item/tradition?
Germany is credited for starting the Christmas Tree in the 17th century.
Decorated with apples, nuts, & marzipan cookies

THINGS TO THINK ABOUT...

- What makes the "perfect" Christmas tree/Nativity Scene/Decorated Mantle?
- What supplies will you need?
- Where do you buy the supplies?
- Who celebrates with the holiday item (is it a community event, or is it with family at home)?
- Why is this holiday item important in this religion?

ECONOMIC COMMUNITARIANISM
Label where Germany falls on the graph.

Germany

Shade in Germany on the map of Europe.

GSE Aligned



STANDARDS-BASED

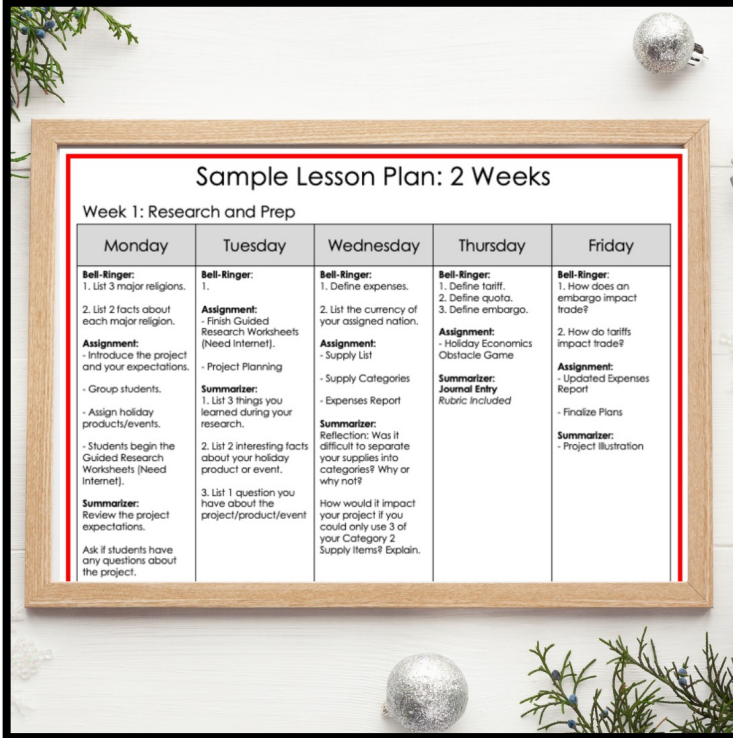
PERFECT FOR A BUSY TIME OF THE YEAR

INCLUDES EVERYTHING YOU NEED!

**FULL CLASSROOM
ACTIVITIES FOR TWO WEEKS!**

**CAN BE MODIFIED TO FULL
CLASSROOM ACTIVITIES
FOR ONE WEEK**

Sample Lesson Plan
includes bell-ringers,
activities, and
summarizers!



Sample Lesson Plan: 2 Weeks

Week 1: Research and Prep

Monday	Tuesday	Wednesday	Thursday	Friday
<p>Bell-Ringer: 1. List 3 major religions.</p> <p>2. List 2 facts about each major religion.</p> <p>Assignment: - Introduce the project and your expectations. - Group students. - Assign holiday products/events. - Students begin the Guided Research Worksheets (Need Internet).</p> <p>Summarizer: Review the project expectations. Ask if students have any questions about the project.</p>	<p>Bell-Ringer: 1.</p> <p>Assignment: - Finish Guided Research Worksheets (Need Internet). - Project Planning</p> <p>Summarizer: 1. List 3 things you learned during your research. 2. List 2 interesting facts about your holiday product or event. 3. List 1 question you have about the project/product/event</p>	<p>Bell-Ringer: 1. Define expenses. 2. List the currency of your assigned nation.</p> <p>Assignment: - Supply List - Supply Categories - Expenses Report</p> <p>Summarizer: Reflection: Was it difficult to separate your supplies into categories? Why or why not? How would it impact your project if you could only use 3 of your Category 2 Supply Items? Explain.</p>	<p>Bell-Ringer: 1. Define tariff. 2. Define quota. 3. Define embargo.</p> <p>Assignment: - Holiday Economics Obstacle Game</p> <p>Summarizer: Journal Entry Rubric Included</p>	<p>Bell-Ringer: 1. How does an embargo impact trade? 2. How do tariffs impact trade?</p> <p>Assignment: - Updated Expenses Report - Finalize Plans</p> <p>Summarizer: - Project Illustration</p>



LOW PREP=LOW STRESS

Teacher Guide

PROJECT OVERVIEW AND TEACHER TIPS

For the teacher...

All teacher pages have a red border and separate them.

At-A-Glance Overview

Project At-A-Glance + Copies Needed

Project Element + Pages	Copies Needed	Notes
Research <ul style="list-style-type: none">Guided Research Worksheets	1 per group	Students will need access to the internet for this activity.
Plan <ul style="list-style-type: none">Project Planning PacketSupply Rough DraftSupply CategoriesExpenses Report	1 per group (each worksheet listed)	Planning Sheets for EVENTS are different from Planning Sheets for PRODUCTS. Make sure the group has the correct packet. The titles are labeled for you.
Obstacles <ul style="list-style-type: none">Holiday Economics Obstacles GameJournal Entry	1 Game per group = on Google Copy for each student = Journal Entry	Students will need access to the internet. Game is on Google Slides and can be assigned through Google Classroom. Each student/group should get their own copy of the game.
Finalize/Modify Plans <ul style="list-style-type: none">Updated Expenses ReportIllustration	1 per group	Students will need to reference their Project Planning Packet and their Obstacles Tracker to complete this activity.
Persuade <ul style="list-style-type: none">Persuasive Planning PacketPersuasive Tab Booklet	1 per group (packet and booklet)	See ways to support students with this activity on the Teacher Tips page of this download.

© Sarah Miller Teach

Teacher Tips

Classroom Management Strategy for Projects in Middle School
The Working Level Grade was always my favorite group activity accountability strategy for my middle school students! Students rate their work level, and then during the dropped activity, you say, "I gave clear explanations of each when you grade the..."

Whichever EXPECTATION them po

Daily Pro
The big keep u studen

I reco folder each put the work they so th Exp the

Be Da du sh h

Detailed Overview

Detailed Overview

Students will create the "perfect" holiday product or event (from a list) and persuade people to purchase or visit.

They can choose their country/holiday, or you can assign it to them.


Research

Students will use the Guided Research Worksheets and the internet and/or their notes. Answer keys are included.



Project Planning

Students will plan their event or product with the help of the worksheets and their research.



EASY TO SEE WHAT YOU NEED

Engaging Activities

Great Group Project!

Updated Expenses Report

Name: _____ Date: _____

Directions: Enter the actual and the estimated expenses into the chart AFTER you play the game.

Supply Item	Estimated	Actual

Holiday Economics Game Tracker

Name: _____ Date: _____

DIRECTIONS:

- Use this worksheet as you play the Holiday Economics Game.
- Complete the Journal Entry.
- Redo your Expenses Report with the results from the game.

YOU'LL NEED:

- Completed Expenses Report
- Completed Supplies List
- Access to the Holiday Economics Game

Obstacles Tracker

Obstacle Number	Obstacle's Impact on your Project

Israel

Quota	Embargo

CURRENCY

What is the name of the Israel's currency?

ISRAELI ITEMS

ACTIVITIES

Definition and/or Example	Israel's Information

Holiday Product Planning

Name: _____ Date: _____

Product/Item Name: _____

What makes the "perfect" item?

Detail	Describe Detail and its significance
At the top of the tree	The Christmas Star symbolizing the "Star of Bethlehem"

Supplies List Categories

Name: _____ Date: _____

Category 1 Items

These are your "must-have" items. You cannot produce your project or event without these.

Record at least 3 items in this category but less than 5 items.

Category 2 Items

These are your "really-should-have" items. These items have big impact on your project.

You need at least 5 items in this category but less than 8.

Category 3 Items

These are your "nice-to-have" items. You need at least 5 items in this category but less than 20.

© Sarah Miller Tech

Israel

Shade in Israel on the map.

HANUKKAH PROJECTS

Circle the project your group will create.

- Menorah
- Dreidel
- Hanukkah Celebration

HISTORY

What is the history of your holiday item/tradition?

THINGS TO THINK ABOUT...

- What makes the "perfect" menorah/dreidel/Hanukkah Celebration?
- What supplies will you need?
- Where do you buy the supplies?
- Who celebrates with the holiday item (is it a community event, or is it with family at home)?
- Why is this holiday item important in this religion?

ECONOMIC CONTINUUM

Label where Israel falls on the continuum.

www.SunTech.com



PRINT AND GO!

Economics Game

Standards-Based



Name: _____ Date: _____

Holiday Economics Game Tracker

DIRECTIONS:

1. Use this worksheet as you play the Holiday Economics Game.
2. Complete the Journal Entry.
3. Redo your Expenses Report with the results from the game.

YOU'LL NEED:

- ✓ Completed Expenses Report
- ✓ Completed Supplies List
- ✓ Access to the Holiday Economics Game

Obstacles Tracker	
Obstacle Number	Obstacle's Impact on your Project

Name: _____ Date: _____

Journal Entry

DIRECTIONS: Complete this journal entry AFTER you play the Holiday Economics Game. Try to use the following vocabulary: tariff, quota, embargo, expenses, currency.

Describe how economic barriers impacted your project.

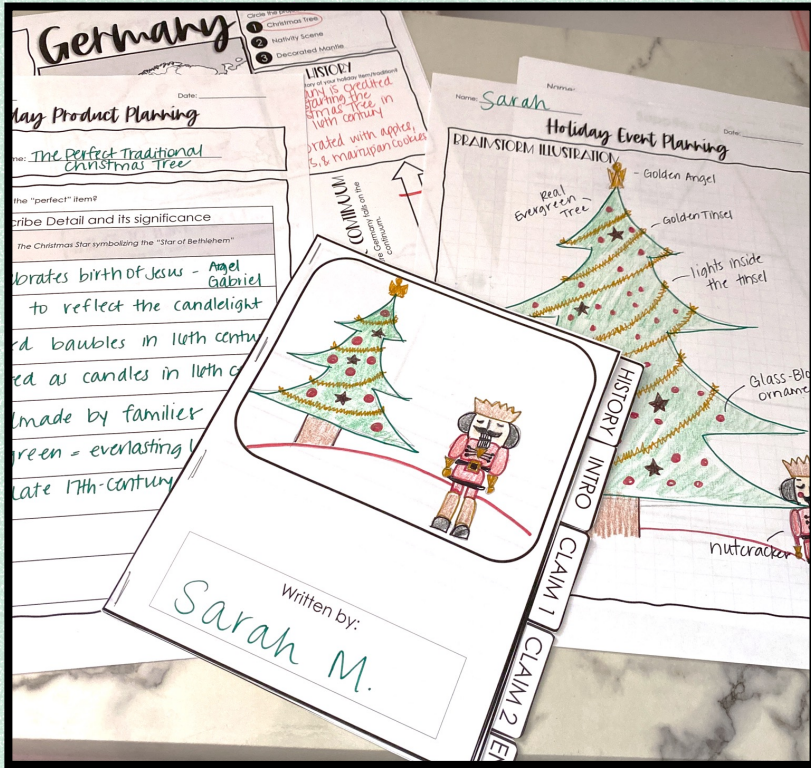
- ✓ Trade Barriers
- ✓ Economics Continuum
- ✓ Investments and GDP per Capita
- ✓ Exchanging Currencies



STUDENT-FRIENDLY

Final Product

Persuasive Writing



Tab C
(4th Layer of Booklet)

1. Support your first claim with logical reasoning and relevant evidence.

2. Draw an illustration in the square.

3. Do not cut out until you're ready to staple.

CLAIM 1

© Sarah Miller Tech

Tab A
(2nd Layer of Booklet)

1. Write about the history of your project or event.

2. Draw an illustration in the square.

3. Do not cut out until you're ready to staple.

HISTORY

© Sarah Miller Tech



STUDENT-FRIENDLY

Scoring Rubrics

Name:

Journal Entry Rubric	4 Distinguished	3 Proficient	2 Developing	1 Beginning
Content	Journal describes how economic barriers impacted the project by using all listed vocabulary and has an engaging writing voice.			
Neatness of Journal	N/A			

Name:

Persuasive Tab Book Rubric	4 Distinguished	3 Proficient	2 Developing	1 Beginning
History	History is written in an engaging and convincing way.	History is accurate and thorough.	The history provided is inaccurate or incomplete.	There is no history provided.
Introduction	The Introduction introduces claims, acknowledges opposing claims, is organized logically, AND has an engaging hook.	The Introduction introduces claims, acknowledges opposing claims, and is organized logically.	There are no claims, or they are unclear. -OR- There are claims, but no acknowledgement of opposing claims.	The introduction does not have clear claims.
Claims	There are at least 2 clear reasons and a counterclaim.	There are at least 2 clear reasons.	There is only one reason, or the reason(s) are unclear.	There are no reasons, or the reasons provided are irrelevant.
Conclusion	The conclusion restates the claim, supports them, and has a call to action.	The conclusion restates the claim and supports them.	The conclusion restates the claim.	The conclusion does not restate the claims.
Persuasive Elements	The persuasive phrases are engaging and very strong.	There are persuasive phrases in each section of the tab book.	There are only a few persuasive phrases, or they are not used correctly.	There are no persuasive phrases.
Content	Content of the writing is relevant, and sources have been cited from research.	Content of the writing is relevant to the project.	Content of the writing is unclear.	Over half of the content is irrelevant or unclear.
Neatness of Booklet	N/A	The writing and illustrations are neat, organized, and in color.	The writing and illustration is neat but not in color.	The writing is not neat. The illustration does not demonstrated effort.



EASY TO USE!